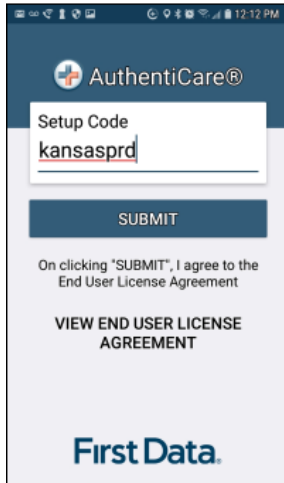
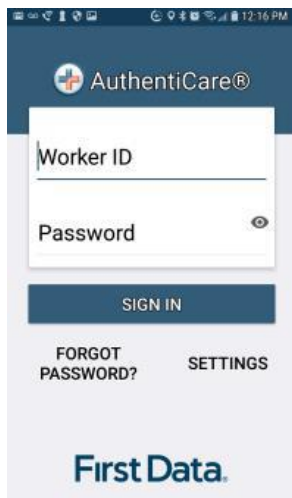


Instructions for AuthentiCare 2.0 app

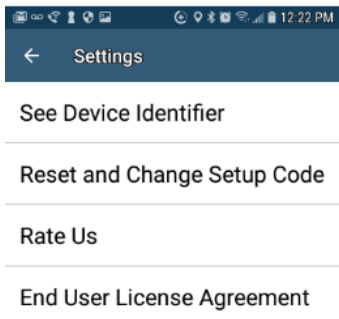
1. Download “AutheniCare 2.0” app from the play/app store
2. Enter the set up code “kansasprd”. Press submit.



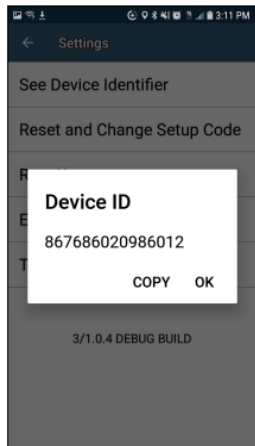
3. You will see this screen.



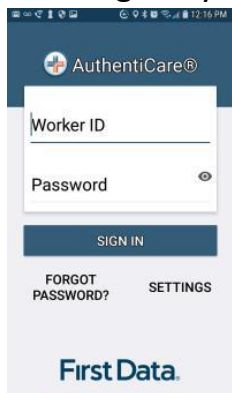
4. On this screen click settings, then click “see device identifier”



5. It will open up a box that looks like this. The device ID needs to be given to your consumer's FMS provider so you can be set you to use the app. The person you will contact is Alisa Snyder at either asnyder@independenceinc.org or 785-841-0333 x120.



6. Once the FMS provider gets you set up to use this app. They will either give you a temporary password on the phone or reply to your email with the password.
7. Once you get that temporary password you will need to go back to the screen that has the worker ID & password. You will enter your worker ID number that the FMS provider has assigned you and the temporary password they gave you.



8. After you have done that it will ask you to change your password.

